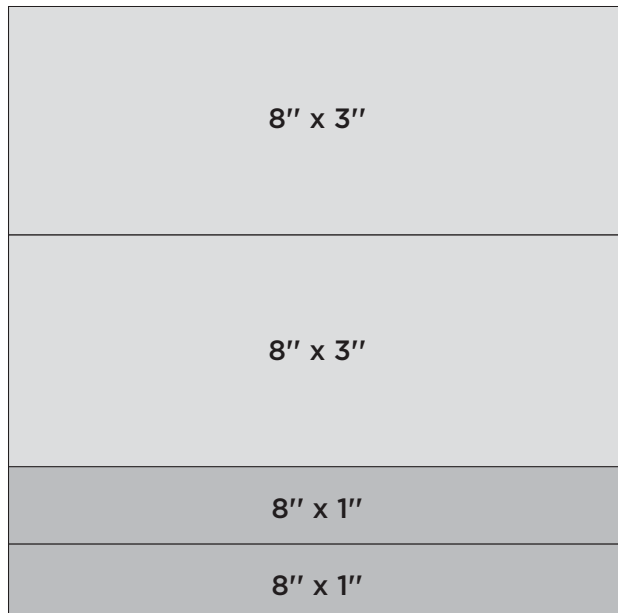


## 8x8 Fast Album Formula 2

Make a complete 8x8 album from start to finish with minimal supplies! Can be adapted to suit ANY theme by using different paper packs, stickers and embellishments. *Note: This guide is for use with 8" x 8" papers. If you are using 12" x 12" papers, refer to the original 8x8 Fast Album Formula flyer here: [tinyurl.com/muan2c6v](http://tinyurl.com/muan2c6v).*

### CUTTING GUIDE:



### CUTTING GUIDE INSTRUCTIONS

- Cut all 12 pieces of 8" x 8" designer paper according to the Cutting Guide. (*Tip: After cutting, group pieces that are the same size together.*)
- Examine the paper patterns and colors on the fronts and backs of each strip to decide which pairings to use. Each layout will use two 8" x 3" and two 8" x 1" strips.
- Arrange the paper pieces to create any or all of the following six two-page layouts. Repeat, rotate or flip the sketches or create your own designs to complete all pages in the album.
- Add photos as shown or desired. Journal and add stickers or embellishments using Foam Squares for dimension.

### BONUS IDEAS

- Border stickers look great when they overlap the seam between two paper pieces.
- Use the Original Border Maker System and an edge-style Border Maker Cartridge of choice to punch a decorative edge along one side of the 8" x 3" strips.
- Use coordinating cardstock, designer or tone-on-tone paper to mat photos if desired. *Tip: Cut paper mats to sizes indicated on sketches, then trim down photos by 1/4" to 1/2" on each side.*
- Use the 2-Way Corner Rounder to round or notch the corners of paper pieces and photos for a more decorative look.
- Use Peekaboo Pockets to add even more photos to your layouts.
- Add coordinating cardstock, designer or tone-on-tone paper pieces to cover any "white space" on your pages if desired.

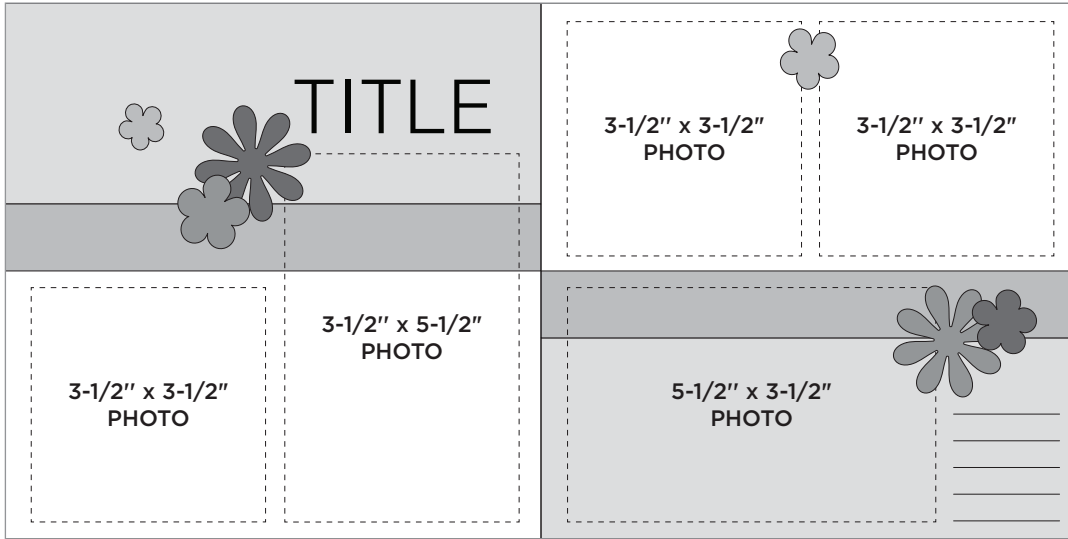
### SUPPLIES

- One 8x8 album cover in hue/design of choice
- One package of 8x8 White, Natural or Spargo refill pages, or 8x8 Side-Loading Pocket Pages
- One package of 8x8 designer paper (12 sheets)
- 12-inch Trimmer
- Photo Trimmer
- Tape Runner
- Foam Squares
- Dual-Tip Pen

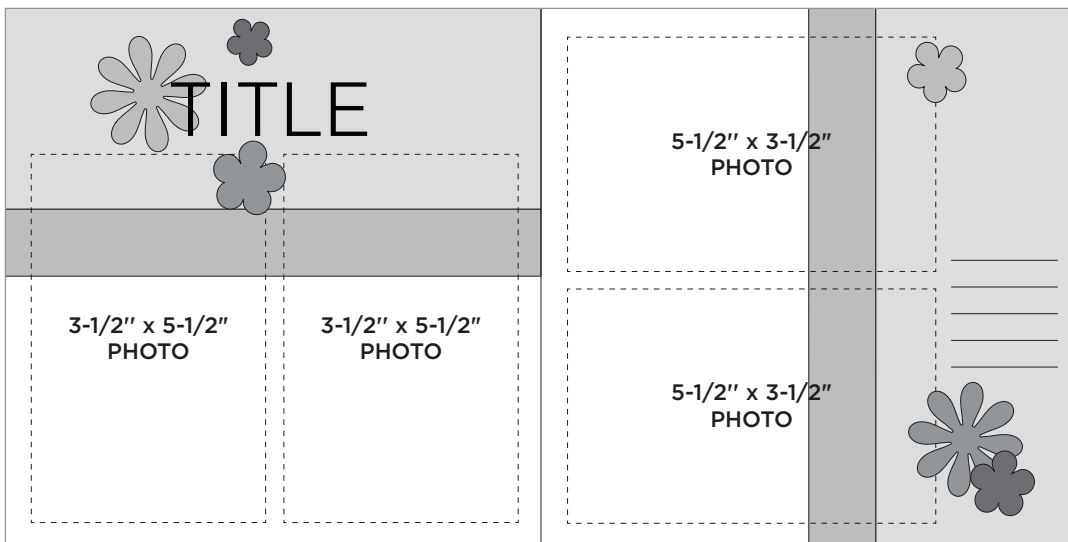
### OPTIONAL SUPPLIES

- Original Border Maker System
- Border Maker Cartridge of choice (*edge-style recommended*)
- 2-Way Corner Rounder
- 4x6 Peekaboo Pockets™
- Additional coordinating cardstock, designer or tone-on-tone papers
- Coordinating stickers or embellishments

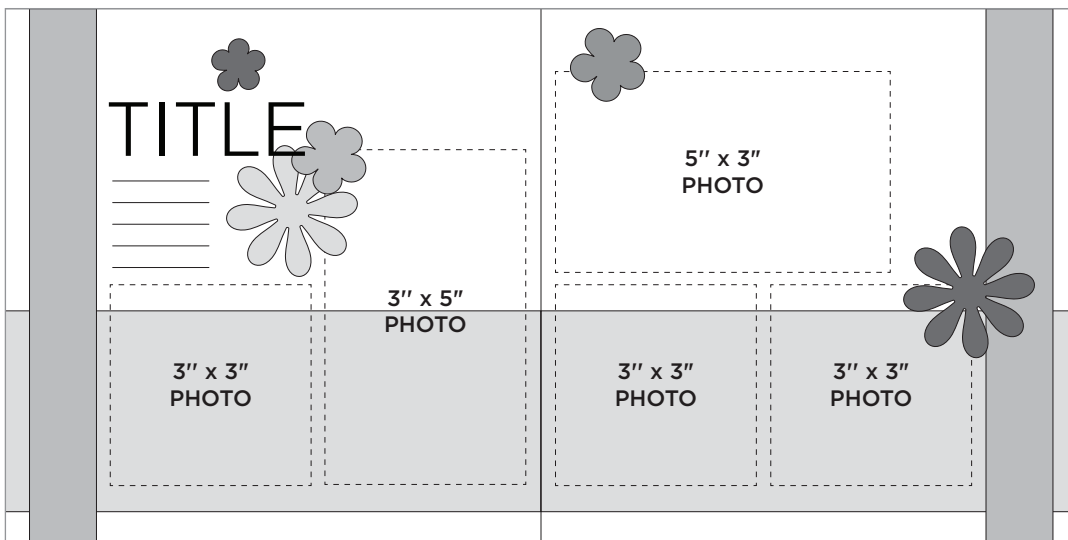
SKETCH 1:



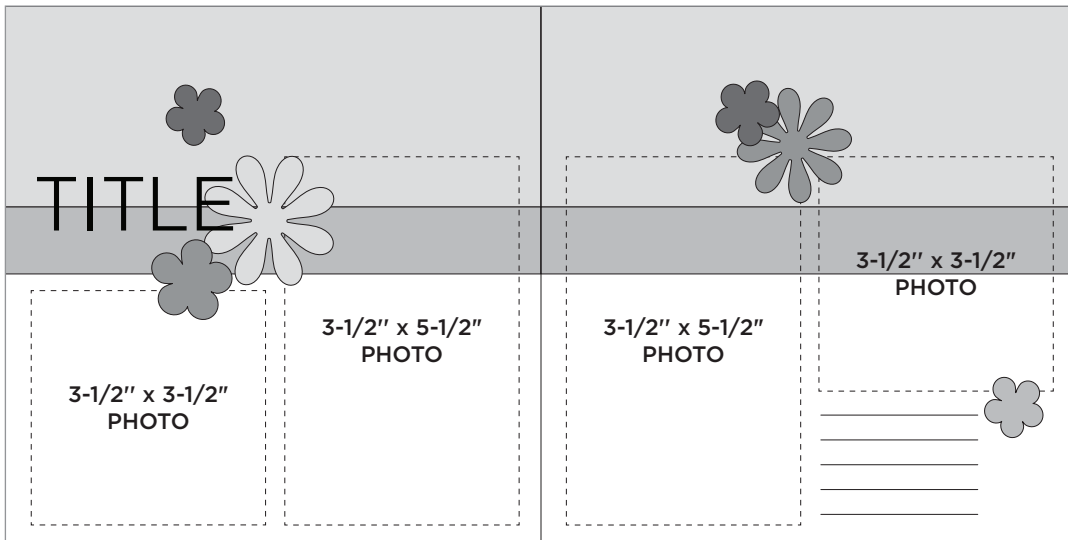
SKETCH 2:



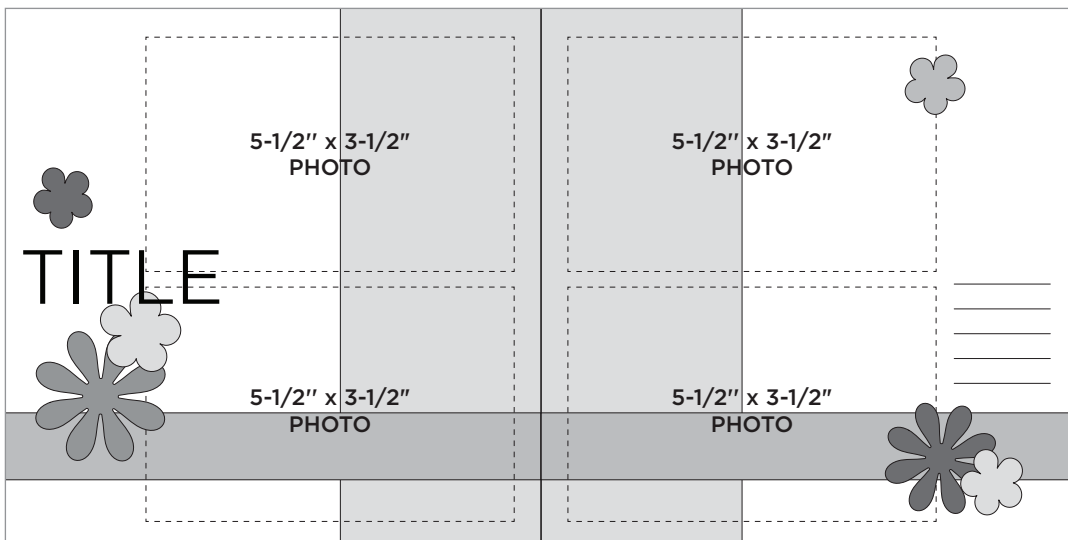
SKETCH 3:



SKETCH 4:



SKETCH 5:



SKETCH 6:

